
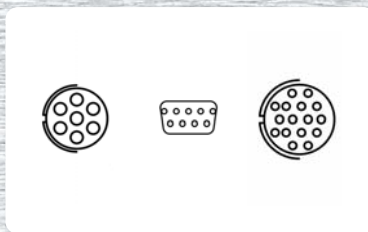



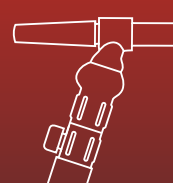

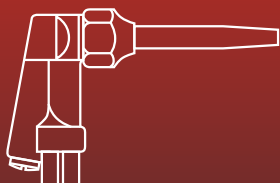
# CATALOGÓ 11

Conectores macho/hembra



06/2016





## Rohrman Schweisstechnik


# Antorchas y más ... Partner del comercio especializado

Rohrman Schweisstechnik – una empresa familiar con más de 40 años de experiencia en el campo de la soldadura. Nosotros ofrecemos diferentes productos de la soldadura, como por ejemplo:

- Antorchas TIG de distintos modelos
- Consumibles TIG y accesorios
- Alargaderas TIG
- Antorchas MIG/MAG de distintos modelos
- Consumibles y accesorios MIG/MAG
- Paquetes de manguera de alargamiento e interconexiones
- Electrodo, pinzas de masa y cables de masa
- Pantallas de protección de soldadura
- Antorchas de corte autógenas, mangueras y accesorios
- Antorchas para ranurado y accesorios

A parte de productos estándar nos hemos especializado en la soldadura **Tungsten-Inert-Gas**. Aquí ofrecemos una amplia gama de productos, la cual nos posibilita ofrecer una solución óptima para muchas distintas tareas de soldadura.

Pregunte a su distribuidor especializado o déjenos aconsejarles.



**Rohrman Schweisstechnik**

Tel.: +49(0)2162/106065-0

Fax: +49(0)2162/106065-55

[www.rohrman.de](http://www.rohrman.de) · [info@rohrman.de](mailto:info@rohrman.de)



## Conectores macho/hembra

### Adecuados para máquinas del fabricante:

Air Liquide	1.1
Apex	7.6
Bester	7.6
Castolin	5.5 5.6 5.7 5.8 7.10 7.11
CEA	6.1 6.3 14.1
Cebora	5.5 5.6 5.7 5.10 6.1 10.4 14.1
Cemont	7.14
Cife	7.6 14.4
Cloos	2.7 2.8 3.1 3.2 3.3 3.7 5.8 5.11 6.1 6.2 15.1 15.2
Dalex	3.1 5.5 5.6 5.7 7.10 7.11 16.1
DECA	3.6
D+L	5.5 5.6 5.7
Easy 300	7.6
Elektra-Beckum	7.15
Elmatechnik	7.10
Erfi	7.6
Ergus	7.6
Esab	2.1 3.9 23.1
ESS	3.1 3.6 5.5 5.6 5.7 5.8 17.1 30.1 30.2
Esseti	2.8 3.7 5.11 16.2
EWM	5.5 5.6 5.7 8.2 12.3 14.4 19.1
Format	7.6
Fimer	7.1
Fronius	5.5 5.6 5.7 6.1 6.2 9.1 14.4 37.1 37.2
GALAGAR	5.8
GYS	3.6
Hermann	5.3
Jäckle	5.5 5.6 5.7 7.10
Kemppi	4.1 4.2 4.5 7.1 7.4 7.5 10.1 10.2 24.1
Kjellberg	5.5 5.6 5.7 7.10 7.11
Lincoln	4.1 5.2 5.5 5.6 5.7 6.1 6.2
Lorch	3.4 5.5 5.6 5.7 6.3 7.10 9.3 17.2

L-Tec	5.5 5.6 5.7
Mahe	5.5 5.6 5.7
Merkle	3.1 3.2 3.3 5.5 5.6 5.7
Messer	3.1 3.2 3.3 5.5 5.6 5.7
MIGATRONIC	6.3 7.6 8.1 8.5 14.4
Migomat	5.5 5.6 5.7 7.10
Miller	5.2 6.1 6.2 14.1 14.4
nimak	5.5 5.6 5.7
Oerlikon	3.5 5.5 5.6 5.7 6.1 6.2 7.14
Pegas	14.4
Platec	5.7
Protec	7.6
Rehm Tiger	17.2
Röwac	5.5 5.6 5.7 5.8 14.4 37.1 37.2
Salteco	7.10
Sechy	7.1
Selco	4.5 5.8 7.16
SOL	3.7 5.11 7.6
Solter	5.8
Starweld	14.1 14.4
STEL	3.1 3.2 3.3 4.1 7.6
Schweißring	7.6
SWP	2.1
Technolit	5.8
TELWIN	3.1 3.2 3.3 14.4
Thermal Arc	8.5
Thermal Dynamics	8.5
UTP	4.1 4.2 4.5 5.5 5.6 5.7
WECO	14.1 17.2
Weldotec	5.8
Woltersdorf	3.7 5.11 7.6
WTL	14.4

### Indicaciones

La tabla le proporciona informaciones de los conectores y su máquina correspondiente.

Los dibujos e imágenes de los polos le proporcionarán más informaciones de los conectores y la posibilidad de comparar.

Más combinaciones posibles.

### Leyenda

\*Los conectores que encuentran en este catálogo son compatibles con los productos de los fabricantes originales.

Es posible que no se trata de piezas originales de estos fabricantes.

La mención del fabricante sirve únicamente para una mejor identificación.

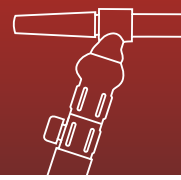

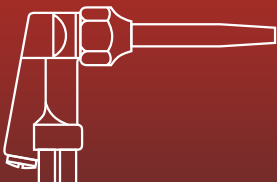
Los derechos de marca se reservan los fabricantes correspondientes y no existe conexión con la empresa Rohrman Schweisstechnik GmbH.

\*\*En la vista general de la lista de máquinas encontrará más fuentes de corriente adecuadas.

### Copyright

Todos los textos, las imágenes, los dibujos y otras informaciones publicadas en el catálogo – si no es indicado de otra forma – están sujetos a los derechos de autor de la empresa Rohrman Schweisstechnik GmbH.

Todo tipo de copia, también parcial, solamente está permitido con una autorización por escrito explícita de la empresa Rohrman Schweisstechnik GmbH.



## Conectores macho/hembra, 1 polos

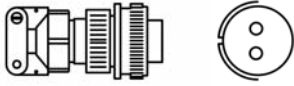
### 1.1 | Conector banana | 8553160002P



Adecuado fuentes corriente:  
Air Liquide

## Conectores macho/hembra, 2 polos

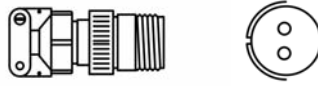
### 2.1 | Conector macho | 8553410204PMK



Adecuado fuentes corriente:  
Esab, SWP

\*Amphenol MS

### 2.2 | Conector hembra | 8553410204SWK



Adecuado fuentes corriente: -

\*Amphenol MS

### 2.3 | Conector macho | 8553410204PF



Adecuado fuentes corriente: -

\*Amphenol MS

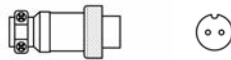
### 2.4 | Conector hembra | 8553410204SF



Adecuado fuentes corriente: -

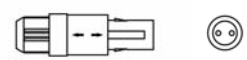
\*Amphenol MS

### 2.5 | Conector hembra | 8553450213S



Adecuado fuentes corriente:  
Javac, Schweißkraft

### 2.6 | Conector macho | 8553320200P-K



Adecuado fuentes corriente: -

\*Redel

### 2.7 | Conector macho | 85539902-B1-01



Adecuado fuentes corriente: Cloos

\*Bosch

### 2.8 | Conector macho | 8553360200P-K



Adecuado fuentes corriente:  
Cloos, Esseti



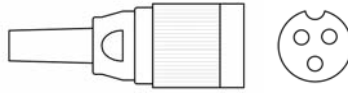
### Conectores macho/hembra, 3 polos

**3.1** | Conector macho | 8553050300PBK



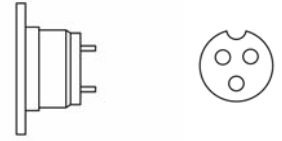
Adecuado fuentes corriente: Cloos, Dalex, ESS, Merkle, Messer, STEL, TELWIN

**3.2** | Conector hembra | 8553050300SRK



Adecuado fuentes corriente: Cloos, Merkle, Messer, STEL, TELWIN

**3.3** | Conector hembra | 8553050300SFK



Adecuado fuentes corriente: Cloos, Merkle, Messer, STEL, TELWIN

**3.4** | Conector macho | 8553160003-3,5



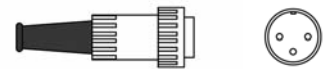
Adecuado fuentes corriente: Lorch

**3.5** | Conector macho | 8553160003-6,3



Adecuado fuentes corriente: Oerlikon

**3.6** | Conector macho | 8553350300P-K



Adecuado fuentes corriente: ESS, DECA, GYS

\*Renk

**3.7** | Conector macho | 8553300300P-K



Adecuado fuentes corriente: Cloos, Esseti, Woltersdorf, SOL

\*Neutrik

**3.8** | Conector hembra | 8553300300S-K



Adecuado fuentes corriente: -

\*Neutrik

**3.9** | Conector macho | 8553470312PK



Adecuado fuentes corriente: ESAB

\*Pushpull

### Conectores macho/hembra, 4 polos

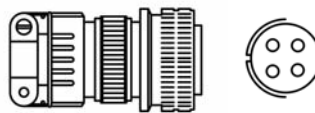
**4.1** | Conector macho | 8553410410PMK



Adecuado fuentes corriente: Kemppi, Lincoln, UTP, STEL

\*Amphenol MS

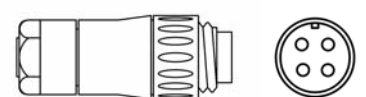
**4.2** | Conector hembra | 8553410410SWK



Adecuado fuentes corriente: Kemppi, UTP

\*Amphenol MS

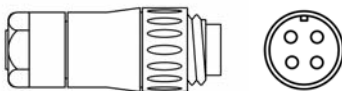
**4.3** | Conector macho | 85530204EMPW



Adecuado fuentes corriente: -

\*Amphenol 3+PE

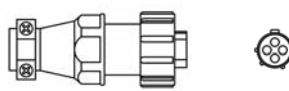
**4.4** | Conector hembra | 85530204EMSL



Adecuado fuentes corriente: -

\*Amphenol 3+PE

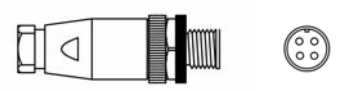
**4.5** | Conector macho | 8553120400PMK



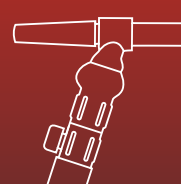

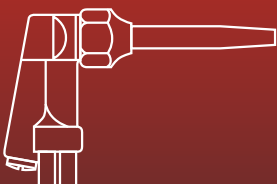
Adecuado fuentes corriente: Kemppi, UTP, Selco

\*AMP

**4.6** | Conector macho | 855348M1204P1G

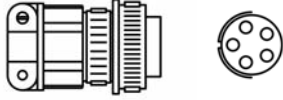


Adecuado fuentes corriente: Esab



## Conectores macho/hembra, 5 polos

5.1 | Conector macho | 8553410508PMK



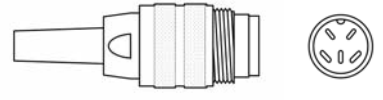
Adecuado fuentes corriente: - | \*Amphenol MS

5.2 | Conector macho | 8553410510PMK




Adecuado fuentes corriente: Lincoln, Miller | \*Amphenol MS

5.3 | Conector macho | 8553040500PWK



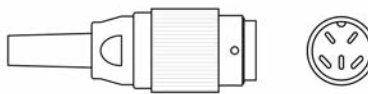
Adecuado fuentes corriente: Hermann

5.4 | Conector hembra | 8553040500SWK



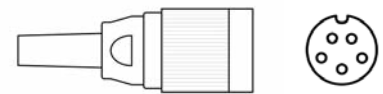
Adecuado fuentes corriente: -

5.5 | Conector macho | 8553050500PBK



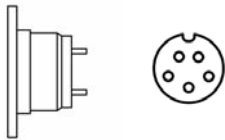
Adecuado fuentes corriente: Castolin, Cebora, D+L, Dalex, ESS, EWM\*\*

5.6 | Conector hembra | 8553050500SRK



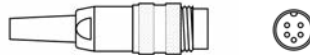
Adecuado fuentes corriente: Castolin, Cebora, D+L, Dalex, ESS, EWM\*\*

5.7 | Conector hembra | 8553050500SFK



Adecuado fuentes corriente: Castolin, Cebora, D+L, Dalex, ESS, EWM\*\*

5.8 | Conector macho | 8553060500PWK



Adecuado fuentes corriente: Cloos, RÖWAC, Selco, ESS, Castolin\*\*

5.9 | Conector hembra | 8553060500SWK



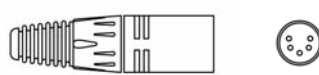
Adecuado fuentes corriente: -

5.10 | Conector macho | 8553190513PMK



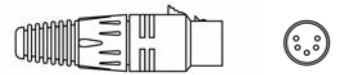
Adecuado fuentes corriente: Cebora | \*JM

5.11 | Conector macho | 8553300500P-K



Adecuado fuentes corriente: Cloos, Esseti, Woltersdorf, SOL | \*Neutrik

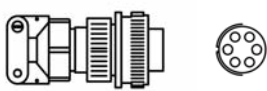
5.12 | Conector hembra | 8553300500S-K



Adecuado fuentes corriente: - | \*Neutrik

## Conectores macho/hembra, 6 polos

6.1 | Conector macho | 8553410606PMK



Adecuado fuentes corriente: Cebora, Cea, Fronius, Cloos, Lincoln\*\* | \*Amphenol MS

6.2 | Conector macho | 8553410610PMK



Adecuado fuentes corriente: Fronius, Cloos, Lincoln, Miller, Oerlikon | \*Amphenol MS

6.3 | Conector macho | 8553240603P-K



Adecuado fuentes corriente: MIGATRONIC, Lorch, CEA | \*Harting Staf

6.4 | Conector hembra | 8553240603S-K



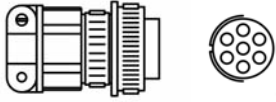
Adecuado fuentes corriente: - | \*Harting Staf

\*\* En la vista general de la lista de máquinas encontrará más fuentes de corriente adecuadas.



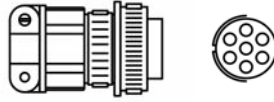
### Conectores macho/hembra, 7 polos

**7.1** | Conector macho | 8553410708PMK



Adecuado fuentes corriente: Kemppi, Fimer Tech, Sechy | \*Amphenol MS

**7.2** | Conector hembra | 8553410708SMK



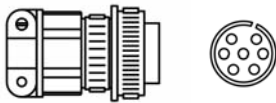
Adecuado fuentes corriente: - | \*Amphenol MS

**7.3** | Conector hembra | 8553410708SWK



Adecuado fuentes corriente: - | \*Amphenol MS

**7.4** | Conector macho | 8553410708PMK-Z



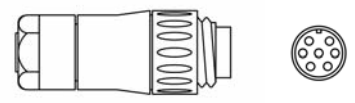
Adecuado fuentes corriente: Kemppi (MLS) | \*Amphenol MS

**7.5** | Conector hembra | 8553410708SF



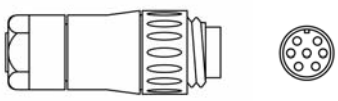
Adecuado fuentes corriente: Kemppi | \*Amphenol MS

**7.6** | Conector macho | 85530207EMPWL



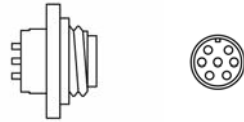
Adecuado fuentes corriente: Migatronic, Bester, Rehm, Cife\*\* | \*Amphenol 6+PE

**7.7** | Conector macho | 85530207EMSML



Adecuado fuentes corriente: - | \*Amphenol 6+PE

**7.8** | Conector macho | 85530207EMPFL



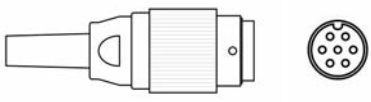
Adecuado fuentes corriente: - | \*Amphenol 6+PE

**7.9** | Conector hembra | 85530207EMSFL



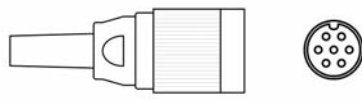
Adecuado fuentes corriente: - | \*Amphenol 6+PE

**7.10** | Conector macho | 8553050700PBK



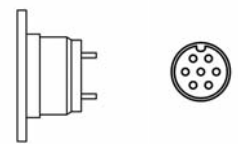
Adecuado fuentes corriente: Kjellberg, Dalex, Castolin, Salteco, Elmatechnik\*\* | \*Amphenol

**7.11** | Conector hembra | 8553050700SRK



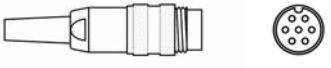
Adecuado fuentes corriente: Castolin, Dalex, Kjellberg | \*Amphenol

**7.12** | Conector hembra | 8553050700SFK



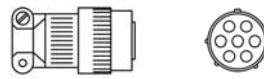
Adecuado fuentes corriente: - | \*Amphenol

**7.13** | Conector macho | 8553060700PWK



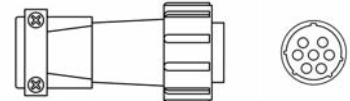
Adecuado fuentes corriente: - | \*Amphenol

**7.14** | Conector macho | 8553160005P-K



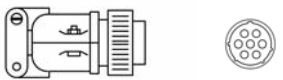
Adecuado fuentes corriente: Cemont, Oerlikon

**7.15** | Conector macho | 8553150700PMK



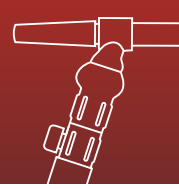

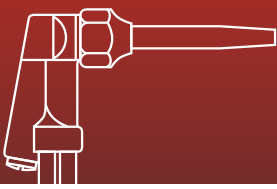
Adecuado fuentes corriente: Elektra-Beckum | \*Schaltbau

**7.16** | Conector macho | 8553380700P



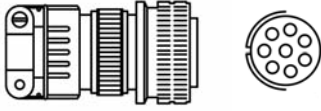
Adecuado fuentes corriente: Selco | \*Commital

\*\* En la vista general de la lista de máquinas encontrará más fuentes de corriente adecuadas.



### Conectores macho/hembra, 8 polos

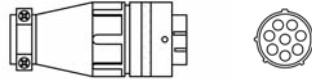
8.1 | Conector macho | 8553410810PMK



Adecuado fuentes corriente: Migatronic

\*Amphenol MS

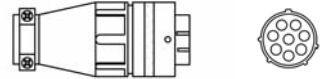
8.2 | Conector macho | 8553110812PRACK



Adecuado fuentes corriente: EWM

\*Burndy

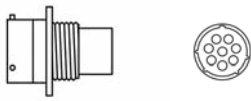
8.3 | Conector hembra | 8553110812SRACK



Adecuado fuentes corriente: -

\*Burndy

8.4 | Conector hembra | 8553110812SF



Adecuado fuentes corriente: -

\*Burndy

8.5 | Conector macho | 8553120800PMK

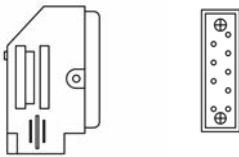


Adecuado fuentes corriente: Migatronic, Thermal Arc, Thermal Dynamics

\*AMP

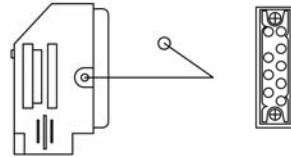
### Conectores macho/hembra, 9 polos

9.1 | Conector macho | 8553080900P-K



Adecuado fuentes corriente: Fronius

9.2 | Conector hembra | 8553080900S-K



Adecuado fuentes corriente: -

9.3 | Conector macho | 8553420009P

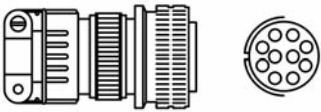


Adecuado fuentes corriente: Lorch

\*D-Sub

### Conectores macho/hembra, 10 polos

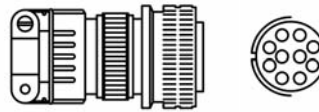
10.1 | Conector macho | 8553411010PMK



Adecuado fuentes corriente: Kemppi

\*Amphenol MS

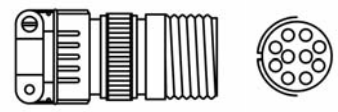
10.2 | Conector hembra | 8553411010SMK



Adecuado fuentes corriente: Kemppi

\*Amphenol MS

10.3 | Conector hembra | 8553411010SWK



Adecuado fuentes corriente: -

\*Amphenol MS

10.4 | Conector macho | 8553191016PMK



Adecuado fuentes corriente: Cebora

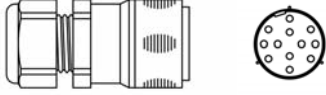
\*JM 1610





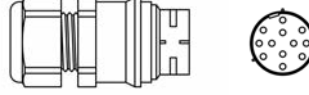
### Conectores macho/hembra, 12 polos

12.1 | Conector macho | 8553091200PM



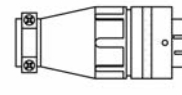
Adecuado fuentes corriente: Rehm | \*ECTA544

12.2 | Conector hembra | 8553091200SW



Adecuado fuentes corriente: - | \*ECTA544

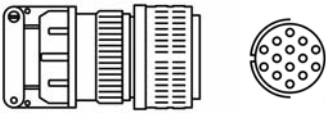
12.3 | Conector macho | 8553111214PRACK



Adecuado fuentes corriente: EWM | \*Burdy

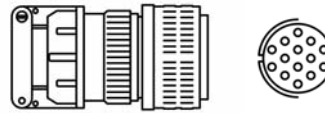
### Conectores macho/hembra, 14 polos

14.1 | Conector macho | 8553411412PMK



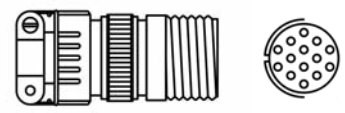
Adecuado fuentes corriente: Cebora, Cea, Miller, WECO, Starweld | \*Amphenol MS

14.2 | Conector hembra | 8553411412SMK



Adecuado fuentes corriente: - | \*Amphenol MS

14.3 | Conector hembra | 8553411412SWK



Adecuado fuentes corriente: - | \*Amphenol MS

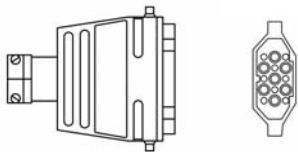
14.4 | Conector macho | 8553121400PM



Adecuado fuentes corriente: EWM, Telwin, Fronius, Cife, Miller\*\* | \*AMP

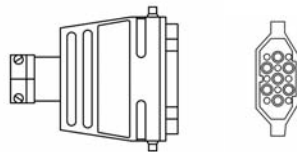
### Conectores macho/hembra, 15 polos

15.1 | Conector macho | 8553211510PG



Adecuado fuentes corriente: Cloos | \*Harting

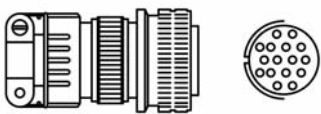
15.2 | Conector hembra | 8553211510SG



Adecuado fuentes corriente: Cloos | \*Harting

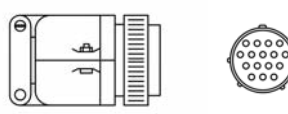
### Conectores macho/hembra, 16 polos

16.1 | Conector macho | 8553411616PMK



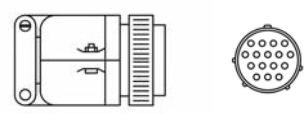
Adecuado fuentes corriente: Dalex | \*Amphenol MS

16.2 | Conector macho | 8553191625PMK




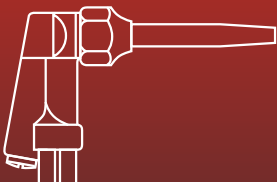
Adecuado fuentes corriente: ESSETI | \*JM 2516

16.3 | Conector hembra | 8553191625SMK



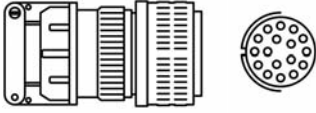
Adecuado fuentes corriente: - | \*JM 2516

\*\* En la vista general de la lista de máquinas encontrará más fuentes de corriente adecuadas.



### Conectores macho/hembra, 17 polos

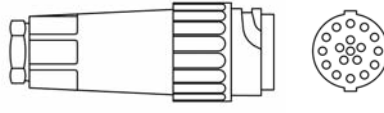
17.1 | Conector macho | 8553411712PMK



Adecuado fuentes corriente:  
Startweld, ESS

\*Amphenol MS

17.2 | Conector macho | 8553031811PR

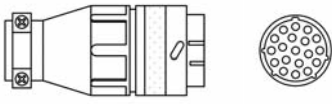


Adecuado fuentes corriente:  
Rehm Tiger, Lorch, WECO

\*Amphenol

### Conectores macho/hembra, 19 polos

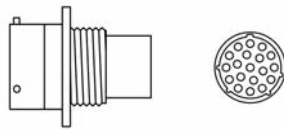
19.1 | Conector macho | 8553111916PRACK



Adecuado fuentes corriente: EWM

\*Burndy

19.2 | Conector hembra | 8553111916SRACK

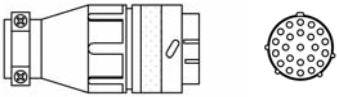


Adecuado fuentes corriente: -

\*Burndy

### Conectores macho/hembra, 23 polos

23.1 | Conector macho | 8553112318PR

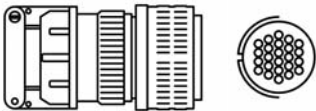


Adecuado fuentes corriente: ESAB

\*Burndy


### Conectores macho/hembra, 24 polos

24.1 | Conector macho | 8553412416PMK



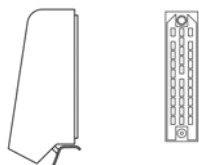
Adecuado fuentes corriente: Kemppi

\*Amphenol



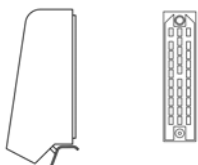
### Conectores macho/hembra, 30 polos

**30.1** Conector macho | 8553073000P-K



Adecuado fuentes corriente: ESS | \*Amphenol

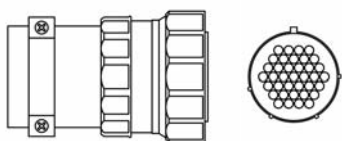
**30.2** Conector hembra | 8553073000S-K



Adecuado fuentes corriente: ESS | \*Amphenol

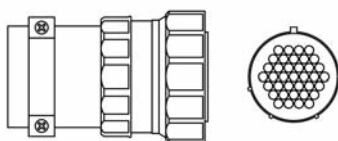
### Conectores macho/hembra, 37 polos

**37.1** Conector macho | 8553123700PMK

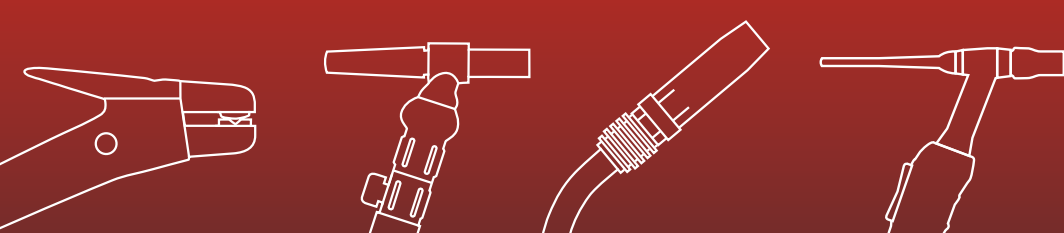


Adecuado fuentes corriente:  
Fronius, Rówac | \*AMP

**37.2** Conector hembra | 8553123700SMK




Adecuado fuentes corriente:  
Fronius, Rówac | \*AMP



**ROHRMAN**  
SCHWEISSTECHNIK

ES 06/16 SCHARF | GRAFIKDESIGN

Para más informaciones, por favor contacte con su partner del comercio especializado.



**Rohrman Schweißtechnik GmbH**  
Kränkelsweg 34 A • D-41748 Viersen

Tel. +49(0)21 62/10 60 65-0  
Fax +49(0)21 62/10 60 65-55

[www.rohrman.de](http://www.rohrman.de)  
[info@rohrman.de](mailto:info@rohrman.de)

